

Avoiding long full synchronization during initial creation of the synchronous replica

2025

StarWind Documents



Trademarks

“StarWind”, “StarWind Software” and the StarWind and the StarWind Software logos are registered trademarks of StarWind Software. “StarWind LSFS” is a trademark of StarWind Software which may be registered in some jurisdictions. All other trademarks are owned by their respective owners.

Changes

The material in this document is for information only and is subject to change without notice. While reasonable efforts have been made in the preparation of this document to assure its accuracy, StarWind Software assumes no liability resulting from errors or omissions in this document, or from the use of the information contained herein. StarWind Software reserves the right to make changes in the product design without reservation and without notification to its users.

Technical Support and Services

If you have questions about installing or using this software, check this and other documents first - you will find answers to most of your questions on the [Technical Papers](#) webpage or in [StarWind Forum](#). If you need further assistance, please [contact us](#) .

About StarWind

StarWind is a pioneer in virtualization and a company that participated in the development of this technology from its earliest days. Now the company is among the leading vendors of software and hardware hyper-converged solutions. The company's core product is the years-proven StarWind Virtual SAN, which allows SMB and ROBO to benefit from cost-efficient hyperconverged IT infrastructure. Having earned a reputation of reliability, StarWind created a hardware product line and is actively tapping into hyperconverged and storage appliances market. In 2016, Gartner named StarWind “Cool Vendor for Compute Platforms” following the success and popularity of StarWind HyperConverged Appliance. StarWind partners with world-known companies: Microsoft, VMware, Veeam, Intel, Dell, Mellanox, Citrix, Western Digital, etc.

Copyright ©2009-2018 StarWind Software Inc.

No part of this publication may be reproduced, stored in a retrieval system, or transmitted in any form or by any means, electronic, mechanical, photocopying, recording or otherwise, without the prior written consent of StarWind Software.

Resolution

Whatever the size of planned HA image, initial HA size should be as small as possible. 10-100GB HA size might be a great choice for 1-10Gb/s NICs as it gives a chance to measure synchronization speed and ensure that HA is performing as it should.








And now the trick is: when HA is synced in StarWind Management Console right-click on the device that should be extended to the desired size and choose [Extend Size of HA \(High availability\)](#) Device.

Then specify disk space that should be added and click “Finish” button. Long full sync is avoided and huge HA device is created.

Request A Product Feature

To request a new product feature or to provide feedback on a StarWind product, please email to our support at support@starwind.com and put “Request a Product Feature” as the subject.

Contacts

US Headquarters	EMEA and APAC
 +1 617 829 44 95	 +44 2037 691 857 (United Kingdom)
 +1 617 507 58 45	 +49 800 100 68 26 (Germany)
 +1 866 790 26 46	 +34 629 03 07 17 (Spain and Portugal)
	 +33 788 60 30 06 (France)

Customer Support Portal: <https://www.starwind.com/support>

Support Forum: <https://www.starwind.com/forums>

Sales: sales@starwind.com

General Information: info@starwind.com



StarWind Software, Inc. 100 Cummings Center Suite 224-C Beverly MA 01915, USA
www.starwind.com ©2025, StarWind Software Inc. All rights reserved.